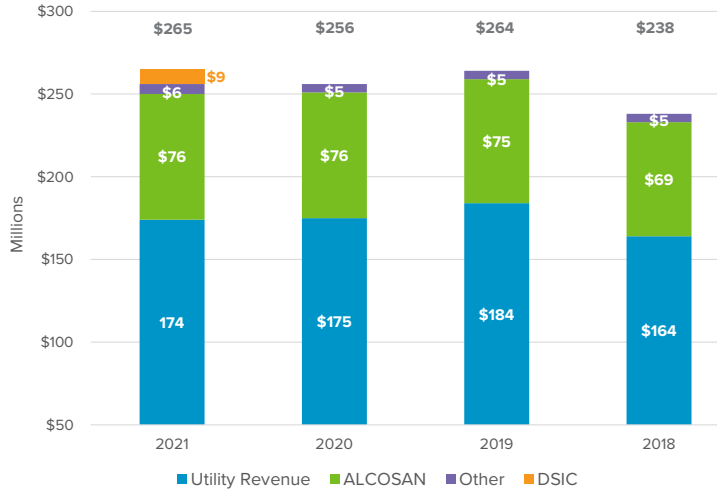


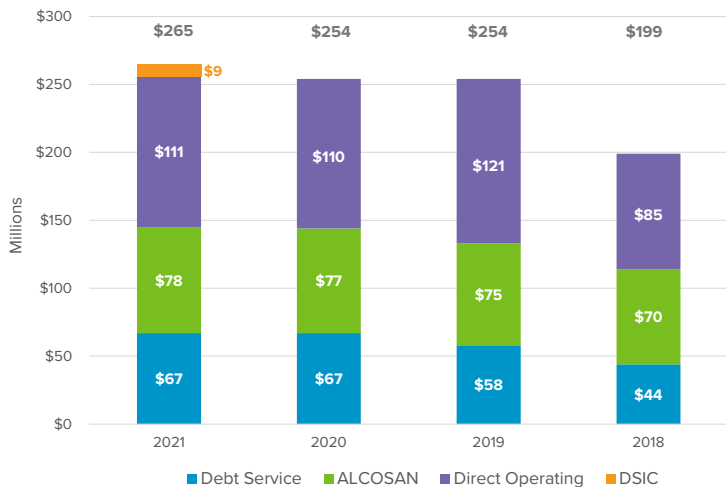
PGH₂O Fact Sheet

Receipts

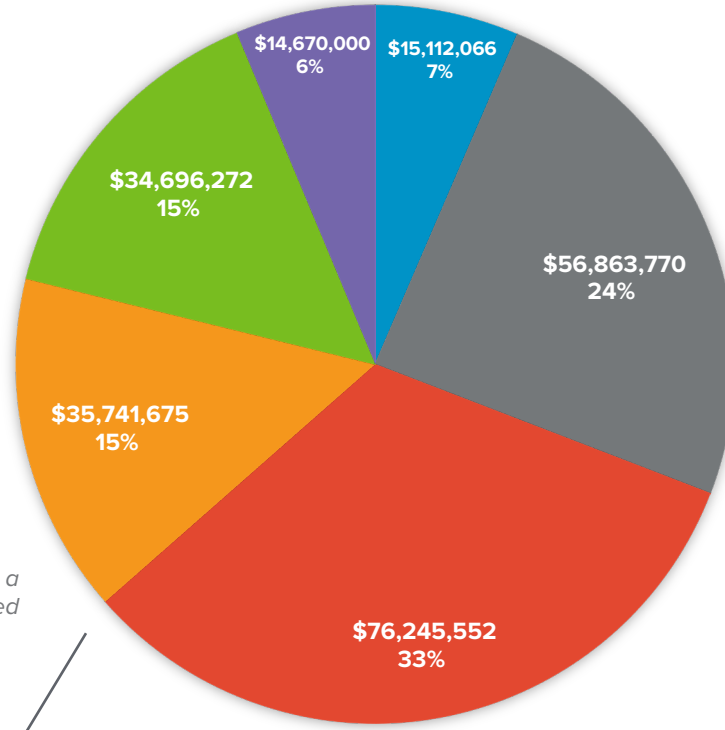


*New for 2021, the Distribution System Improvement Charge, 'DSIC', is a surcharge each billing period that provides funding for specific, PUC-approved water and wastewater projects included in the Capital Improvement Plan.

Expenses



2021 Capital Budget: \$233 Million



- Water Treatment Plant
- Water Pumping and Storage
- Water Distribution
- Wastewater System
- Stormwater
- Other

Customers

Water & Sewer

Residential	70,819
Commercial	9,161
Government/Other	589
TOTAL	80,569

Sewer Only	30,728
TOTAL ALL ACCOUNTS	111,297

Workforce

346 employees at 7 locations

Capital Expenditures

2018	\$	69,187,804
2019	\$	106,998,948
2020	\$	122,108,191*
2021	\$	233,329,335
2022	\$	191,638,266
2023	\$	263,394,678
2024	\$	243,983,056
2025	\$	298,489,219

*Unaudited

2020 Capital Plan Statistics*

Total Debt	\$	1,037,931,483
Annual Debt Service	\$	61,640,999
Capital Expenditures	\$	122,108,191

*Unaudited

System Statistics

Water

Treatment Plants	2
Water Plant Daily Capacity	100 MGD*
Water Plant Daily Production	70 MGD*
Pump Stations	11
Total Miles of Water Lines	961
Fire Hydrants	7,506

Sewer

Total Miles of Sewer Lines	1,223
Combined	894
Sanitary	172
Storm	140
Overflow	17
Catch Basins	24,463
Manholes	29,502
Sewer Lift Stations	4
Combined Sewer Overflow Outfalls	78
Storm Outfalls	195
Total Miles of Lines to ALCOSAN	60

*MGD = millions of gallons per day