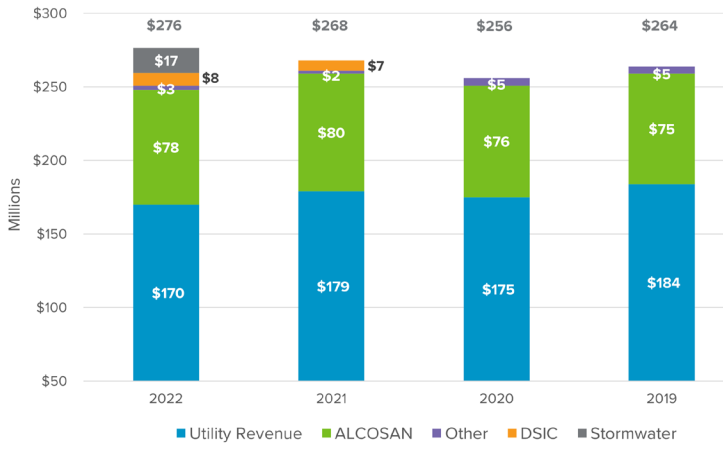


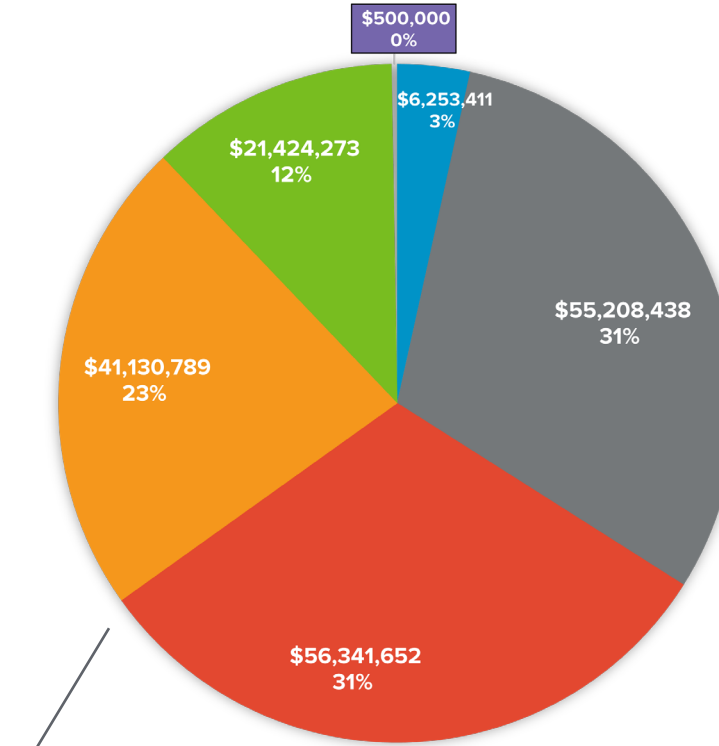
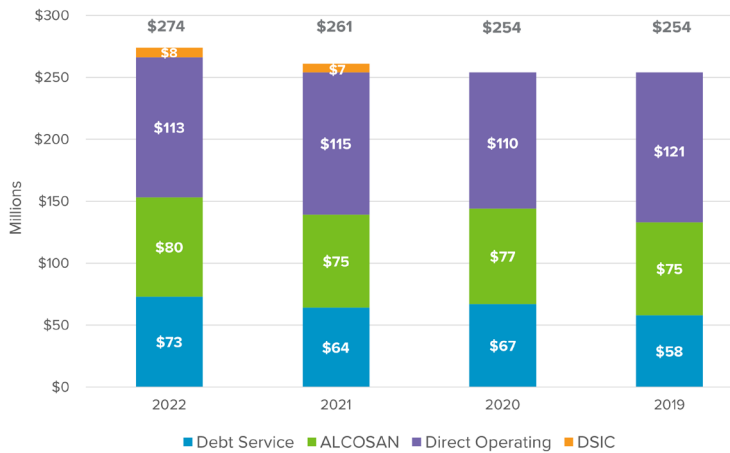
PGH₂O Fact Sheet

2022 Capital Budget Projection: \$181 Million

Receipts



Expenses



- Water Treatment Plant
- Water Pumping and Storage
- Water Distribution
- Wastewater System
- Stormwater
- Other

Customers

Water & Sewer	80,524
Sewer Only	30,197
TOTAL	110,721
New for 2022: Stormwater Only	5,644

Workforce

379 employees at 7 locations

Capital Expenditures

2019	\$	106,998,948
2020	\$	122,108,190
2021	\$	106,393,248*
2022	\$	180,858,563
2023	\$	266,173,926
2024	\$	277,247,910
2025	\$	319,830,984
2026	\$	360,232,975

*Unaudited

2021 Capital Plan Statistics*

Total Debt	\$	951,656,000
Annual Debt Service	\$	64,338,574
Capital Expenditures	\$	106,396,248

*Unaudited

System Statistics

Water

Treatment Plants	2
Water Plant Daily Capacity	100 MGD*
Water Plant Daily Production	70 MGD*
Pump Stations	11
Total Miles of Water Lines	961
Fire Hydrants	7,506

Sewer

Total Miles of Sewer Lines	1,223
Combined	894
Sanitary	172
Storm	140
Overflow	17
Catch Basins	24,463
Manholes	29,502
Sewer Lift Stations	4
Combined Sewer Overflow Outfalls	78
Storm Outfalls	195
Total Miles of Lines to ALCOSAN	60

*MGD = millions of gallons per day